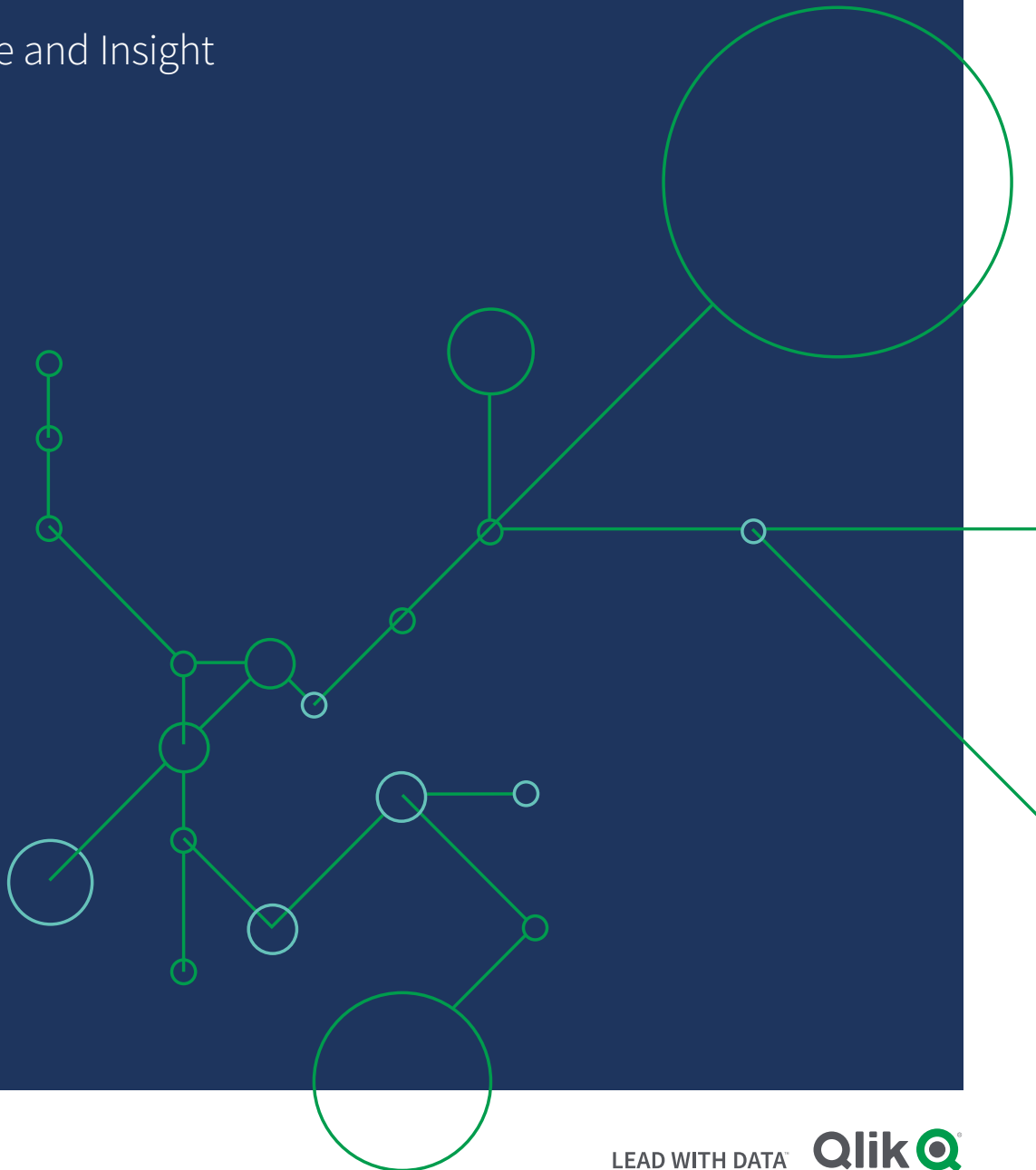


DATA SHEET

# Qlik Sense Printing

Spread Knowledge and Insight



## INTRODUCTION

---

Want to discover all the connections in your data? Qlik Sense® and QlikView® have you covered. Ready to share those discoveries across your organization and beyond? Now, you're ready for Qlik NPrinting®.

Qlik NPrinting uses popular portable formats like Microsoft® Office and PDF, so it's easy to share reports with anyone. Centralized distribution and a self-service subscription hub allow everybody to get the right reports when and how they need them. And with role-based security and multi-threaded, multi-engine scalability, Qlik NPrinting is designed to support your entire enterprise.



You can finally say goodbye to your legacy BI systems. With Qlik NPrinting, Qlik® can become your complete and single solution for interactive analytics and reporting.

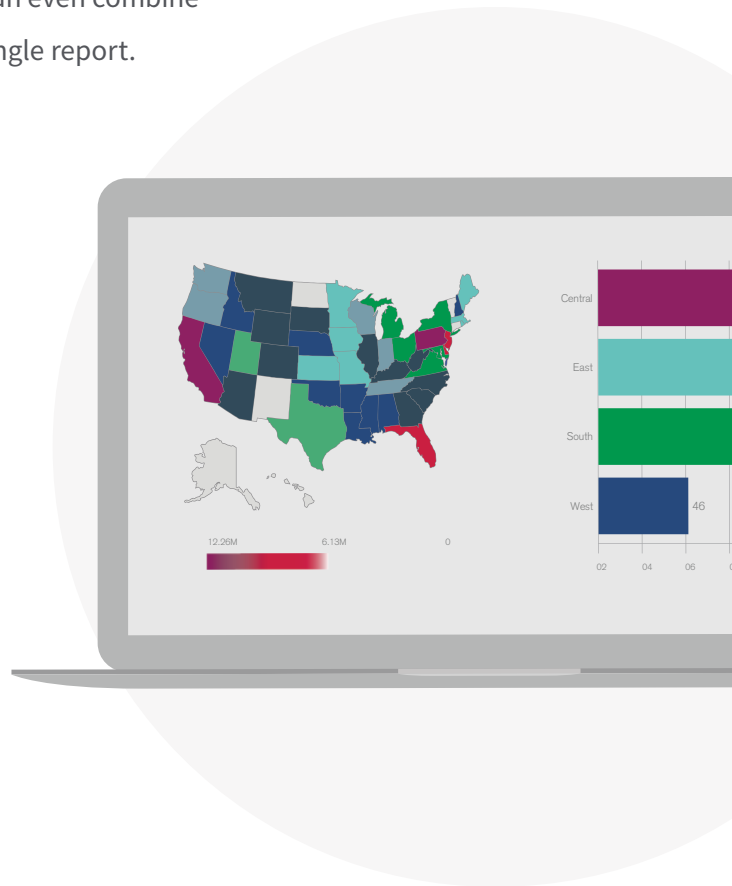
# Create Great Looking Reports Fast

## Microsoft Office Reporting and Integration

Microsoft users can use their Qlik data and visualizations to quickly and easily create great looking reports in popular Office formats like PowerPoint®, Excel®, and Word. Just drag-and-drop existing tables, charts, and objects. You can even combine Qlik Sense and QlikView analytics from multiple apps into a single report.

## PixelPerfect and Web Reports

Developers can use built-in editors to turn data and analytics from Qlik Sense and QlikView into highly polished PixelPerfect reports or HTML reports. PixelPerfect is the Qlik NPrinting solution to create aesthetically pleasing PDF reports with advanced layout. Advanced control over banding, scripting, formatting, and graphics allow you to produce high-quality custom reports or assets like client statements. HTML reports can be published to the web or embedded in emails, allowing users to consume reports without the need for attachments.



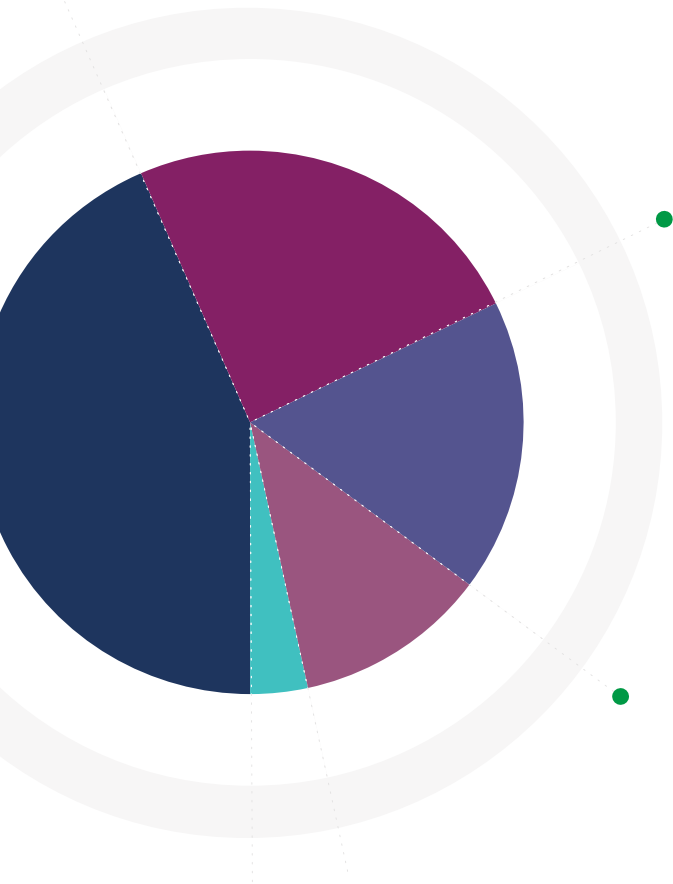
## Web-Based Administration

Our new interface enables users to access the developer (except template authoring), administration, and reporting features via the web. All you need is an internet connection and any smart device. The web-based client lets your organization manage users and installs at the server level, which removes the limitations of standalone developer clients. This means your organization can more easily manage and secure multi-developer environments.

# The Right Reports for the Right People

## Managed Report Distribution

Everybody needs different data. At different times. And they need it delivered via different channels in different formats. Sounds complicated, but Qlik NPrinting makes it easy. You can centrally schedule, generate, and deliver custom reports through a variety of channels, including email, save to disk, web, the Qlik NPrinting NewsStand portal, or directly to the Qlik Sense hub. You can even encrypt the reports or have them run only when certain conditions are met.



## NewsStand Subscription Portal

What's the best way to make sure everyone gets the reports they really need? Let them choose for themselves. That's what the web-based Qlik NPrinting NewsStand is all about. Your organization sets up the role-based security and the rest is self-service. Users explore, view, download, and subscribe to reports online via one secure and centralized portal. It's easier and more convenient for users – and less busywork for IT.

# Collaborative Analytics for Everyone

## Multi-Threaded Scalability



If you're a "what's under the hood" person, here's the info you've been waiting for: The NPrinting engine is multi-threaded and supports clustering, which means it can execute tasks simultaneously for increased performance even during high volume reporting. A server cluster also provides redundancy, which improves reliability, load balancing, and task prioritization for optimized report generation. In other words, you can scale to deliver more reports to more people without worrying about performance or reliability.

## Enhanced Role-Based Security



You know how Qlik NPrinting puts the right data in the right hands. Now, let's talk about how it keeps the wrong data out of the wrong hands. Role-based security makes it easy with centralized control over access to reporting features and data. You can define any number of security profiles at the app level. Assign multiple roles to a single user. And customize profiles with high granularity using a wide range of permissions. Simple as that, you choose the features and data available to administrators, developers, report recipients, or anyone else.

## Reporting Efficiency and Value



With Qlik NPrinting, Qlik is the only platform your organization needs for analysis and reporting. You can leverage your existing data models and visualizations from QlikView and Qlik Sense apps, which means you can finally retire your redundant BI systems to cut significant costs. And, you can even embed links to your Qlik analytics applications within your reports. That encourages everyone to explore further, dig deeper, and discover the whole story in their data.



## About Qlik

Qlik is on a mission to create a data-literate world, where everyone can use data to solve their most challenging problems. Only Qlik's end-to-end data management and analytics platform brings together all of an organization's data from any source, enabling people at any skill level to use their curiosity to uncover new insights. Companies use Qlik to see more deeply into customer behavior, reinvent business processes, discover new revenue streams, and balance risk and reward. Qlik does business in more than 100 countries and serves over 48,000 customers around the world.

[qlik.com](https://qlik.com)